

Campus Climate Assessment, Gender-Based Misconduct (GBM) LENS Survey Results Spring 2024 N=8512

Experiences

The data below shows overall rates of reported GBM by type at Columbia.

Harassment



Stalking



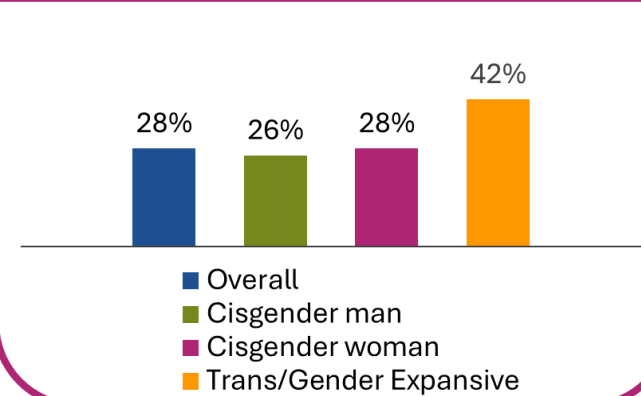
Intimate Partner Violence



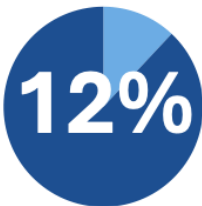
Sexual Assault



Any GBM at Columbia



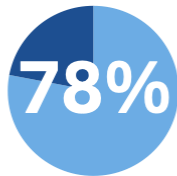
Disclosure



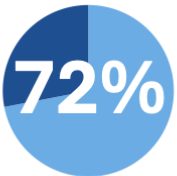
of those who experienced GBM at Columbia considered filing a formal report

Reporting of GBM Experience

Friend or roommate	60%
Medical or mental health provider	39%
Family member	20%
No one	20%
Romantic partner/spouse (if other than the person who did this to you)	16%
Sexual Violence Response	7%
Gender-Based Misconduct Office, University Title IX, or EOAA	6%
Public Safety/Police/law enforcement	4%
Other Columbia staff member	3%

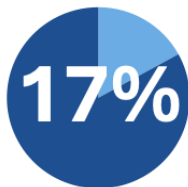


of survey respondents know where to find help, information, & resources

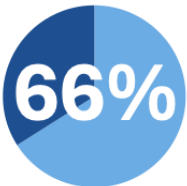


of survey respondents know where to report

Bystanders



of survey respondents reported witnessing incidents of sexual violence or harassment while at Columbia



of those who witnessed such incidents took action in some way

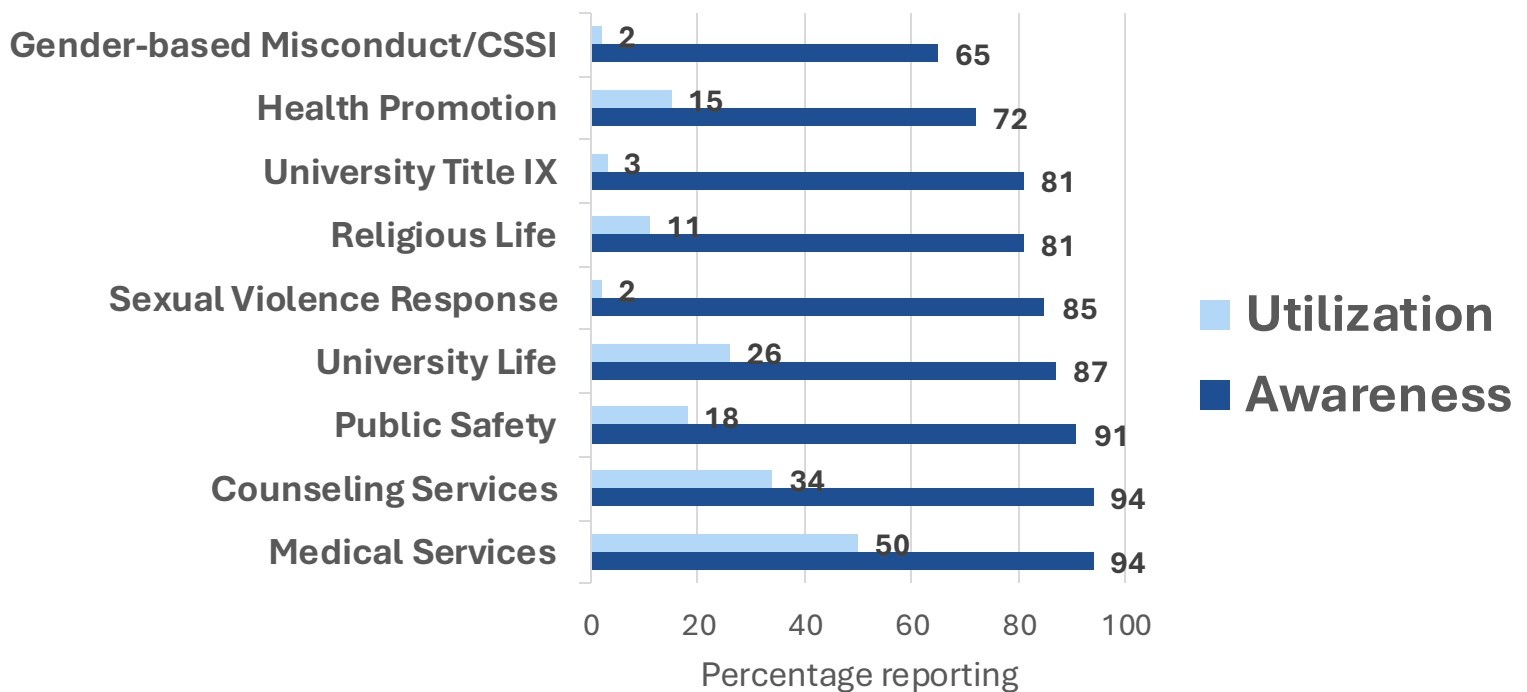
Campus Climate Assessment, Gender-Based Misconduct LENS Survey Results Spring 2024 N=8512

Knowledge

Have you ever received information on...	Yes	Not sure	Prior*	No
The definition of affirmative consent	80%	7%	8%	5%
The definitions of sexual assault and other forms of GBM	83%	6%	7%	5%
Columbia's policy on sexual assault, sexual harassment and other GBM	86%	6%	3%	5%
Who you can talk with confidentially about sexual assault or other GBM	82%	9%	4%	5%

*No, but I have received this information prior to Columbia

Resources



Contact

Office of Institutional Equity
Title IX
titleix@columbia.edu

Sexual Violence Response
svresponse@columbia.edu
212-854-3500